



D
I
G
I
T
A
L
T
A
C
H
O
G
R
A
P
H

digibLU

- Bluetooth™ Interface
- Compatible with Stoneridge and VDO tachographs
- Supports tachograph download with the use of a valid Company Card
- Powered by VU (no batteries required)
- Keyring mountable

digiDownload

Use digiDownload with digibLU to download digital tachograph files to your Android phone or tablet. Fully Smart Tachograph compatible.

digiDriver

Make use of the Driver Decision Support info direct from the tachograph to keep drivers legal.
Supporting both VDO Counter and Stoneridge Duo technologies, your phone can be used to display real time drive and rest totals.



Available on the Google Play Store



www.tachosys.com

© Copyright TachoSys Ltd. 2020

REAL-TIME DRIVER HOURS - TACHOGRAPH DOWNLOAD

D
I
G
I
T
A
L
T
A
C
H
O
G
R
A
P
H



VEHICLE AND
DRIVER CARD
DOWNLOADS



REAL-TIME
DRIVER HOURS



BLUETOOTH™
CONNECTIVITY

ANDROID APPS AND INSTRUCTIONS

Visit the Google Play Store and search for 'Tachosys'. There are two Android apps available for the digiBLU.

Tachograph Download

The 'digiDownload' app is compatible with all Stoneridge and VDO digital tachographs and will download Vehicle Unit and Driver Card data.

Real-Time Driver's Hours

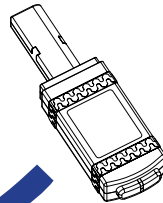
Compatible with Stoneridge tachographs - Exakt Duo, Exakt Duo², and Connekt.

For VDO Tachographs, VDO Counter is available on versions 2.2, 3.0, 4.0 and above. It is also available on 2.1 but needs to be activated using an Update Card available from VDO.

Stoneridge





VDO




CUSTOMISATION SETTINGS

Pairing Between Android and digiBLU

Place the digiBLU into a tachograph so that the  LED is lit. Next use the  button in the app to open the Bluetooth settings and then use 'Bluetooth settings' to access the Android device connection settings. Then follow Android's instructions to pair a new device. Your digiBLU will appear as an available device with the name DIGIBLU_xxxxxxx. When prompted for the PIN, enter the number shown on the printed barcode label on this instruction sheet. Finally, go back to the app and select your digiBLU as the paired device.

Tachograph Download Settings

Within digiDownload, use the  button to open the settings where you can set the Naming convention to use for the downloaded files (.ddd, .clb, .vib, .tgd); choose the settings to use for the vehicle unit downloads; and set the destination for the downloads - email or digiCentral.

digiCentral Server Support

If you use the services of a Tachograph Analysis Bureau, there is a good chance they can support direct upload of files downloaded by digiDownload. Contact them about their digiCentral Service and getting your device registered for upload with them.

PLEASE KEEP THIS LEAFLET FOR FUTURE REFERENCE